Appendix 3

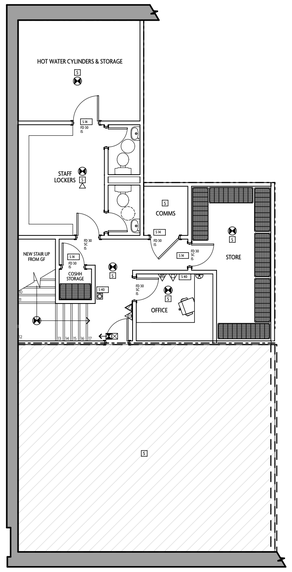

02 MEZZANINE
1:100 @ A1

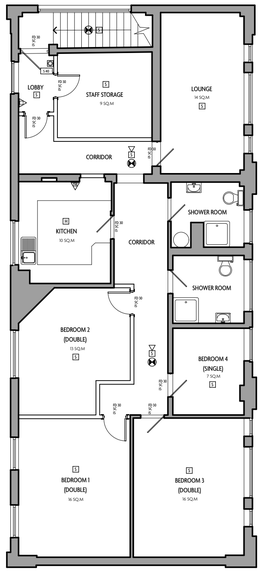

03 FIRST FLOOR
1:100 @ A1

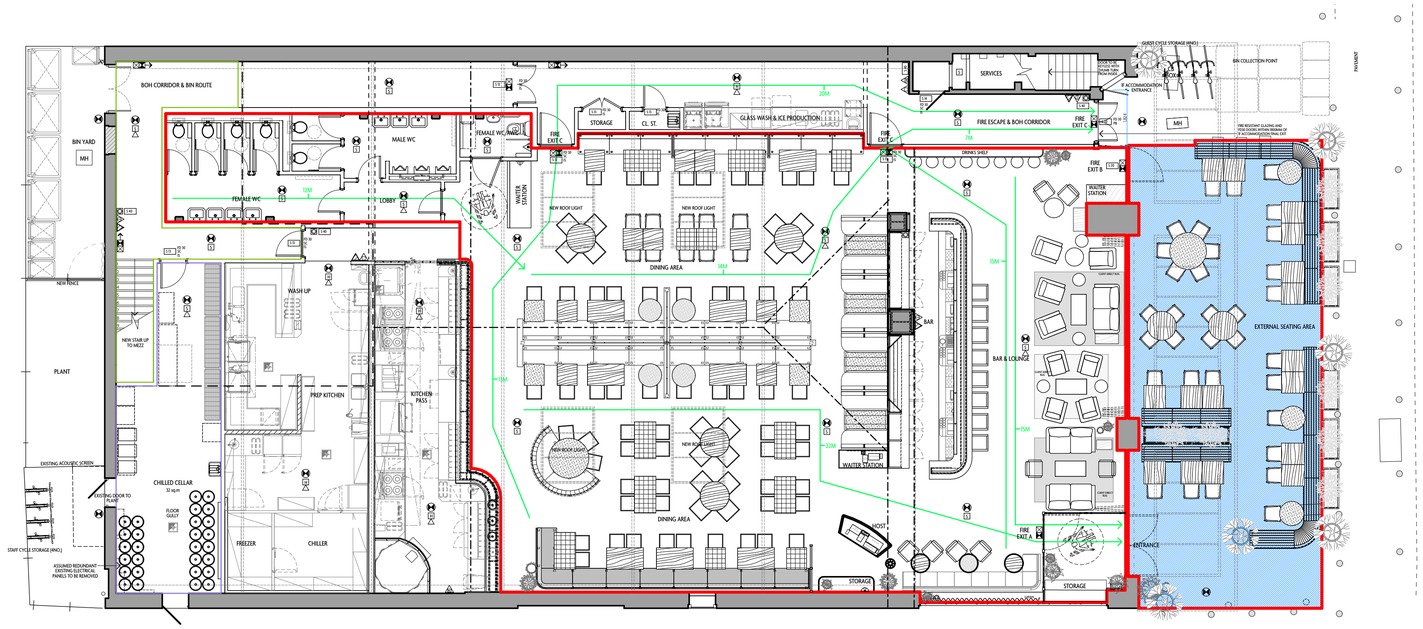

01 GROUND FLOOR
1:100 @ A1

OCCUPANCY & COVERS

GF DINING	145 SEATED COVERS
GF BAR	49 SEATED COVERS
TOTAL INTERNAL	194 SEATED COVERS
EXTERNAL	54 SEATED COVERS
GRAND TOTAL	248 SEATED COVERS

EMERGENCY EXITS

EXIT	CLEAR WIDTH	OPENING DIRECTION	CAPACITY
FIRE EXIT A	1050MM	DIRECTION OF EGRESS	200 PERSONS
FIRE EXIT B	1050MM	DIRECTION OF EGRESS	200 PERSONS
FIRE EXIT C	1050MM	DIRECTION OF EGRESS	200 PERSONS

NOTES

FIRE DETECTION TO BE INSTALLED TO BS5839-1:2007

EMERGENCY LIGHTING TO BE INSTALLED TO BS5266-1:2006

FIRE SAFETY SIGNAGE TO BE PROVIDED TO BS5499-1

GENERAL NOTES:

1. THE CONTRACTOR IS TO CROSS REFERENCE THIS DRAWING WITH THE WALL FINISH DRAWING AND ALL CONSULTANT DRAWINGS INCLUDING STRUCTURAL ENGINEER, M&E, CATERING ETC TO ENSURE WALL SPECIFICATIONS SUITABILITY.

2. REFER TO BUILDING REGS DRAWING FOR MINIMUM FIRE RESISTANCE REQUIRED AND FIRE COMPARTMENTATION. THE CONTRACTOR IS TO CHECK THAT IN AREAS OF FIRE COMPARTMENTATION THAT ALL WALLS ARE TAKEN TO THE COMPARTMENT CEILING AND FIRE STOPPED.

3. THE CONTRACTOR SHOULD CONSULT THE STRUCTURAL ENGINEER FOR THE PURPOSES OF SPECIFYING STEEL MEMBERS AND FIXING DETAILS.

4. ALL NEW WALLS AND LININGS TO MEET ACOUSTIC REQUIREMENTS AS SPECIFIED BY SPECIALIST - REFER TO ACOUSTIC REPORT.

5. THE CONTRACTOR IS TO CHECK THE CLEAR OPENINGS OF ALL FIRE ESCAPE DOORS ON THE BUILDING REGULATION DRAWINGS WHEN SETTING OUT FOR CRITICAL DOOR SIZES.

6. REFER TO SEPARATE DRAWINGS FOR DOOR SCHEDULE.

FIRE STRATEGY LEGEND

	IW LED RECESSED EMERGENCY DOWNLIGHT TO TRADING AREA / SURFACE MOUNTED TO BOH-NON MAINTAINED
	EMERGENCY LIGHTING EXIT SIGN - INTERNALLY ILLUMINATED (MAINTAINED)
	EMERGENCY LIGHTING DIRECTIONAL EXIT SIGN - INTERNALLY ILLUMINATED (MAINTAINED)
M	FIXED ALARM DEVICE DUAL OPTICAL & HEAT MULTI SENSOR
H	FIXED ALARM DEVICE HEAT SENSOR - RATE OF RISE TYPE
S	FIXED ALARM DEVICE SMOKE SENSOR - OPTICAL TYPE
	BUILT IN BASE SOUNDER TO HEAT AND SMOKE SENSORS
	FIXED ALARM DEVICE CALL POINT - MANUAL TYPE
	FIXED ALARM DEVICE - WARNING DEVICE VISUAL
	FIXED ALARM DEVICE - WARNING DEVICE AUDABLE
	FIXED ALARM CONTROL PANEL - INTERLINKED WITH LANDLORDS PANEL.
	FIRE EXTINGUISHER - CO2
	FIRE EXTINGUISHER- WATER TYPE
	FIRE EXTINGUISHER - AFFF
	FIRE EXTINGUISHER - FIRE BLANKET
S 13	FIRE SAFETY SIGN - FIRE DOOR KEEP SHUT
S 14	FIRE SAFETY SIGN - FIRE DOOR KEEP LOCKED SHUT
S 17	FIRE SAFETY SIGN - DOOR TO BE OPEN DURING TRADING HOURS
S 20	FIRE SAFETY SIGN - FIRE ESCAPE KEEP CLEAR
S 22	FIRE SAFETY SIGN - FIRE EXIT
S 40	FIRE SAFETY SIGN - STAFF ACTION NOTICE
FD 30	HALF HOUR FIRE RATED DOOR
SC	SELF CLOSING
IS	INTUMESCENT STRIPS & COLD SMOKE SEALS
VP	VISION PANEL
PB	PUSH BAR
FRG	FIRE RATED GLASS
	DISABLED WC DISTRESS BEACON

LICENSING LEGEND:

AREA WHERE LICENSABLE ACTIVITIES WILL TAKE PLACE

THE POSITION OF THE FIRE EQUIPMENT IS CORRECT AT THE DATE OF SUBMISSION BUT MAY CHANGE FROM TIME TO TIME WITH APPROVAL OF THE FIRE OFFICER. ANY SEATING SHOWN ON THE PLANS WHICH IS UN-FIXED IS INDICATIVE AND MAY CHANGE FROM TIME TO TIME

TRAVEL DISTANCE TO EMERGENCY EXIT.

DEMISE OF EXTERNAL LICENSED CAFE SEATING AREA

REV	DATE	REASON

REV	DATE	REASON
A	2023/02/16	Updated in line with Fire Safe Solutions report

NOTES

Do not scale from this drawing. All dimensions to be checked on site prior to any manufacture and construction.

Copyright Reserved

Macaulay Sinclair

+44 (0)115 950 7313
STUDIO@MACAULAYSINCLAIR.COM
MACAULAYSINCLAIR.COM

PROJECT	Oakman Inns, Gerrards Cross
TITLE	Licensing
SCALE @ A1	1:100
DATE	07.02.2023
DRAWN BY	IR
PROJECT NO.	3792
DRAWING NO.	03(04)A
STATUS	CONSTRUCTION